

2023 BECKHAM COUNTY ASSESSOR'S OFFICE REPORT TO THE EXCISE BOARD

07/27/2023

City/Village								
DISTRICT	DESCRIPTION	PERSONAL PROPERTY	REAL PROPERTY	PUBLIC SERVICE	TOTAL VALUATION	HOMESTEAD EXEMPTIONS	OTHER EXEMPTIONS	NET VALUATION
T001	Carter	340,564	3,583,515	117,961	4,042,040	136,899	52,476	3,852,665
T002	Elk City	12,765,057	74,464,368	6,935,381	94,164,806	1,556,783	851,939	91,756,084
T003	Merritt	823,332	8,948,055	676,508	10,447,895	86,000	111,492	10,250,403
T004	Sayre	3,537,940	24,718,285	1,513,965	29,770,190	486,799	192,010	29,091,381
T005	Erick	940,407	3,221,932	514,158	4,676,497	172,080	29,559	4,474,858
T006	Texola	2,795	89,801	71,747	164,343	11,557	0	152,786
CITY/VILLAGE TOTAL VALUATION		18,410,095	115,025,956	9,829,720	143,265,771	2,450,118	1,237,476	139,578,177

County								
DISTRICT	DESCRIPTION	PERSONAL PROPERTY	REAL PROPERTY	PUBLIC SERVICE	TOTAL VALUATION	HOMESTEAD EXEMPTIONS	OTHER EXEMPTIONS	NET VALUATION
C001	BECKHAM COUNTY GENERAL	80,719,153	157,538,960	48,174,460	286,432,573	3,485,950	1,588,992	281,357,631
COUNTY TOTAL VALUATION		80,719,153	157,538,960	48,174,460	286,432,573	3,485,950	1,588,992	281,357,631

Fire-District								
DISTRICT	DESCRIPTION	PERSONAL PROPERTY	REAL PROPERTY	PUBLIC SERVICE	TOTAL VALUATION	HOMESTEAD EXEMPTIONS	OTHER EXEMPTIONS	NET VALUATION
EMS1	EMS 1	80,719,153	157,538,960	48,174,460	286,432,573	3,485,950	1,588,992	281,357,631
FIRE-DISTRICT TOTAL VALUATION		80,719,153	157,538,960	48,174,460	286,432,573	3,485,950	1,588,992	281,357,631

School								
DISTRICT	DESCRIPTION	PERSONAL PROPERTY	REAL PROPERTY	PUBLIC SERVICE	TOTAL VALUATION	HOMESTEAD EXEMPTIONS	OTHER EXEMPTIONS	NET VALUATION
11V12	CANUTE SCHOOL	753	13,558	27,870	42,181	1,000	0	41,181
15	SWEETWATER SCHOOL	20,644,826	2,422,860	4,958,334	28,026,020	64,000	32,411	27,929,609
212	MERRITT SCHOOL	10,767,256	32,481,175	6,753,051	50,001,482	693,302	231,413	49,076,767
31	SAYRE SCHOOL	30,525,113	32,734,215	23,492,452	86,751,780	735,799	252,837	85,763,144
51	ERICK SCHOOL	2,669,653	8,512,242	4,458,626	15,640,521	279,066	48,945	15,312,510
66V12	HAMMON SCHOOL	40,519	217,328	22,593	280,440	5,000	0	275,440
6V	ELK CITY SCHOOL	16,025,927	80,097,890	8,320,805	104,444,622	1,669,783	949,855	101,824,984
G-1	MANGUM SCHOOL	0	43,943	4,252	48,195	0	0	48,195
J11C	SENTINEL CARTER SCHOOL	45,106	1,015,749	136,477	1,197,332	38,000	73,531	1,085,801

2023 BECKHAM COUNTY ASSESSOR'S OFFICE REPORT TO THE EXCISE BOARD


07/27/2023

SCHOOL TOTAL VALUATION	80,719,153	157,538,960	48,174,460	286,432,573	3,485,950	1,588,992	281,357,631
------------------------	------------	-------------	------------	-------------	-----------	-----------	-------------

TIF-District								
DISTRICT	DESCRIPTION	PERSONAL PROPERTY	REAL PROPERTY	PUBLIC SERVICE	TOTAL VALUATION	HOMESTEAD EXEMPTIONS	OTHER EXEMPTIONS	NET VALUATION
TF01	Elk City TIF	797,624	4,061,455	0	4,859,079	0	0	4,859,079
TIF-DISTRICT TOTAL VALUATION		797,624	4,061,455	0	4,859,079	0	0	4,859,079

Vo-Tech								
DISTRICT	DESCRIPTION	PERSONAL PROPERTY	REAL PROPERTY	PUBLIC SERVICE	TOTAL VALUATION	HOMESTEAD EXEMPTIONS	OTHER EXEMPTIONS	NET VALUATION
VT12	VO-TECH12	78,049,500	148,982,775	43,711,582	270,743,857	3,206,884	1,540,047	265,996,926
VT27	VO-TECH27	0	43,943	4,252	48,195	0	0	48,195
VO-TECH TOTAL VALUATION		78,049,500	149,026,718	43,715,834	270,792,052	3,206,884	1,540,047	266,045,121

I, JONATHAN BECK, A.A.S., Assessor of Beckham County Oklahoma, do hereby certify that the foregoing is a true and correct statement of valuations for Real Estate, Personal Property, Public Service and Homestead Exemptions as certified by the State Board of Equalization and shown by the records in the County Assessor's office. Subscribed by my name and affixed the seal of the County Assessors office on this day of 07/27/2023.

State of Oklahoma)
) SS 
 Beckham County)

Date 07/27/2023
 JONATHAN BECK, A.A.S.
 County Assessor
 Beckham County



I, Leasa Hartman, County Clerk of Beckham County Oklahoma, do hereby certify that the above is a true, correct and complete list of the valuations of Beckham County Oklahoma as certified by the Beckham County Assessor's office.

Leasa Hartman

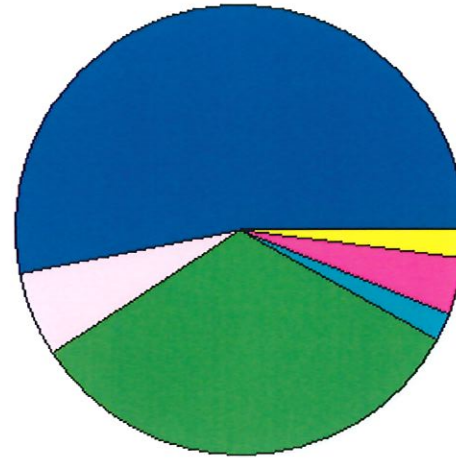
Leasa Hartman
 County Clerk
 Beckham County

Date 8-9-2023



Excise Board:  Sherrri Hamble

Real	Count	Value
Agricultural	591	2,070,490
Commercial	49	205,046
Residential	351	1,307,979
Total Real Value	991	3,583,515
Homestead	133	136,899
Veteran	3	52,476
Other	0	0
Total Exempt	142	189,375



TIF Increment Value

Net Assessed 3,394,140

Net Assessed Under Protest

Senior Freeze	8	12,921
Capped Parcels	567	1,301,049

Personal	Count	Value
Agricultural	62	197,550
Commercial	29	104,333
Mobile Home	15	38,881
Total Personal	106	340,764
Total Exempt	1	200

TIF Increment Value

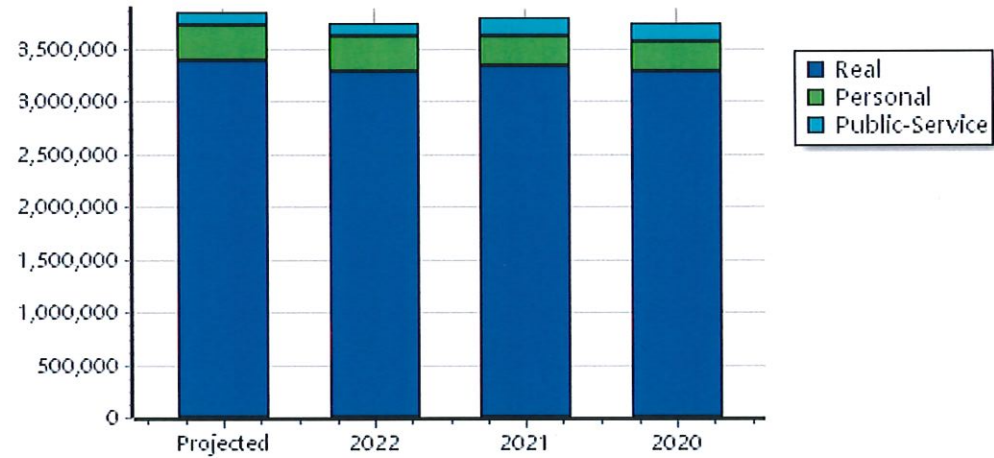
Net Assessed 340,564

Net Assessed Under Protest

Public Service	Count	Value
Total PS Value	8	117,961

TIF Increment Value

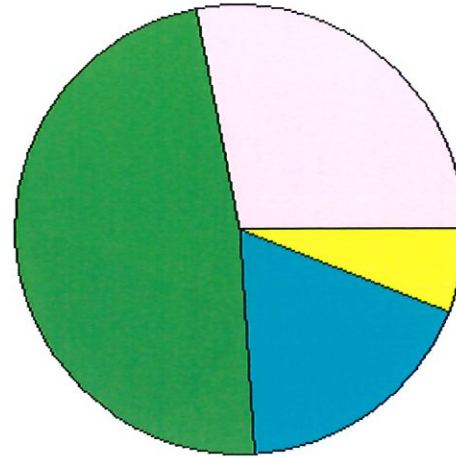
Net Assessed 117,961



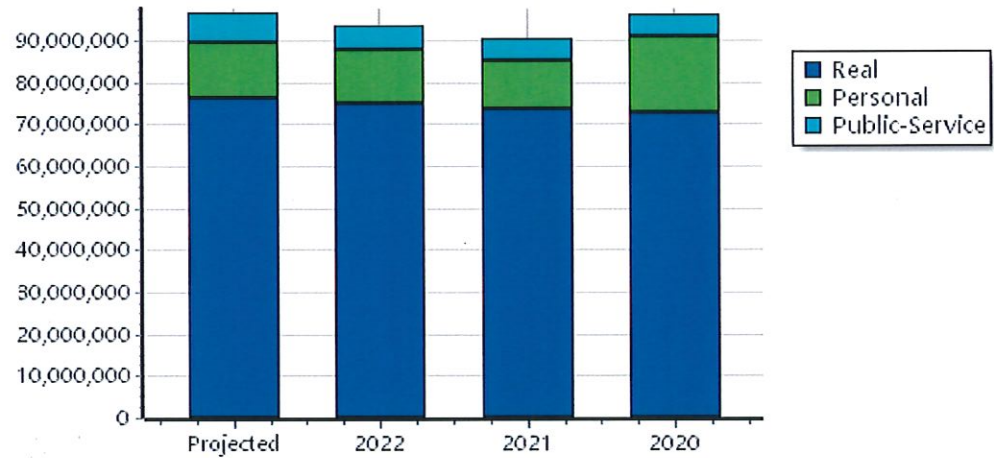
District Totals	
Total Gross Value	4,042,240
Homestead Loss	136,899
Other Exemption Loss	52,676
TIF Increment Value	
Retained TIF Value	
Net Assessed Value	3,852,665
Net Assessed Under Protest	

* Public Service Protests Values are not included on this report.

Real	Count	Value
Agricultural	5	8,694
Commercial	798	28,076,578
Residential	4,729	50,440,551
Total Real Value	5,532	78,525,823
Homestead	1,493	1,556,783
Veteran	51	851,939
Other	0	0
Total Exempt	1,613	2,408,722
TIF Increment Value		4,061,455
Net Assessed		72,055,646
Net Assessed Under Protest		
Senior Freeze	172	1,008,240
Capped Parcels	2,847	13,170,190



Personal	Count	Value
Agricultural	33	146,025
Commercial	608	17,742,250
Mobile Home	289	446,805
Total Personal	930	18,335,080
Total Exempt	4	4,772,399
TIF Increment Value		797,624
Net Assessed		12,765,057
Net Assessed Under Protest		
Public Service	Count	Value
Total PS Value	19	6,935,381
TIF Increment Value		0
Net Assessed		6,935,381

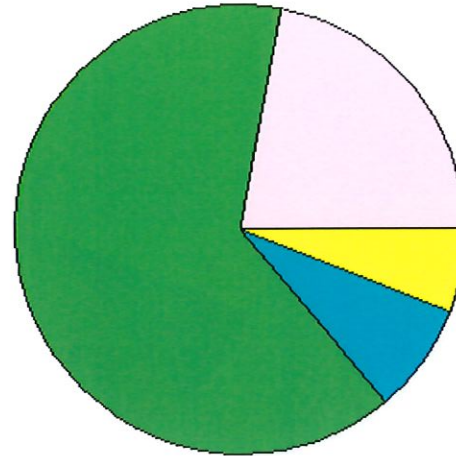


District Totals	
Total Gross Value	103,796,284
Homestead Loss	1,556,783
Other Exemption Loss	5,624,338
TIF Increment Value	4,859,079
Retained TIF Value	
Net Assessed Value	91,756,084
Net Assessed Under Protest	

* Public Service Protests Values are not included on this report.

TIF Project Summary						
Code	Description	Expires	Base Value	Increment Value	Retained Inc	Total Value
1	TIF DISTRICT NUMBER 1	2026	4,510,031	4,859,079		9,369,110
Total TIF Valuation :			4,510,031	4,859,079	0	9,369,110

Real	Count	Value
Agricultural	6	19,940
Commercial	99	2,266,749
Residential	221	6,661,366
Total Real Value	326	8,948,055
Homestead	85	86,000
Veteran	3	111,492
Other	0	0
Total Exempt	89	197,492



TIF Increment Value

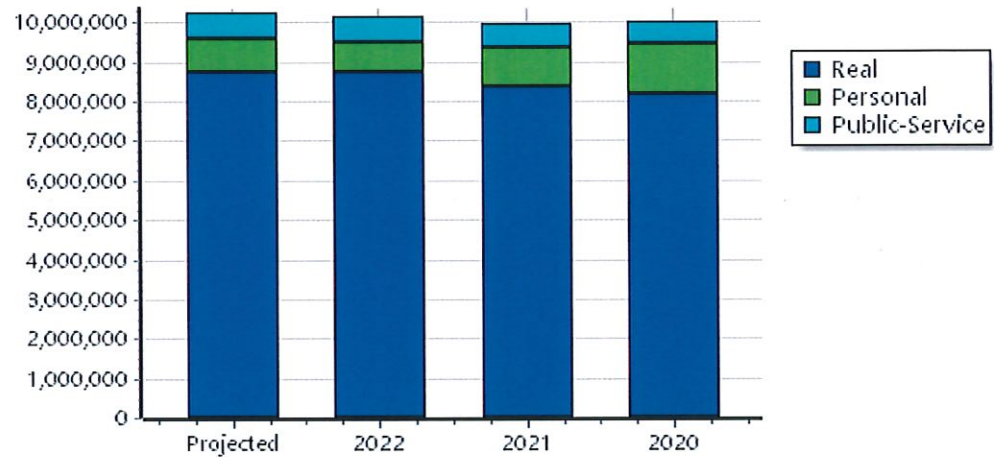
Net Assessed	8,750,563
Net Assessed Under Protest	
Senior Freeze	2,007
Capped Parcels	1,494,710

Personal	Count	Value
Agricultural	9	25,626
Commercial	33	762,144
Mobile Home	19	35,562
Total Personal	61	823,332
Total Exempt	0	0

TIF Increment Value

Net Assessed	823,332
Net Assessed Under Protest	

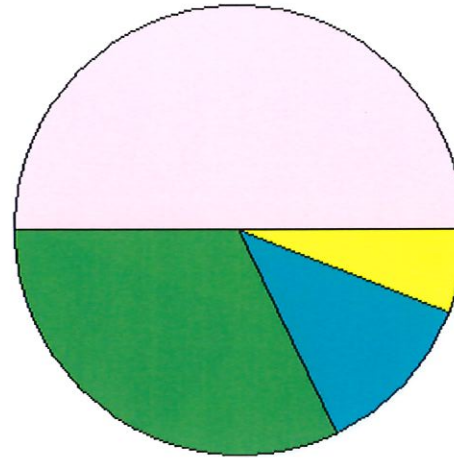
Public Service	Count	Value
Total PS Value	9	676,508
TIF Increment Value		
Net Assessed		676,508



District Totals	
Total Gross Value	10,447,895
Homestead Loss	86,000
Other Exemption Loss	111,492
TIF Increment Value	
Retained TIF Value	
Net Assessed Value	10,250,403
Net Assessed Under Protest	

* Public Service Protests Values are not included on this report.

Real	Count	Value
Agricultural	3	276
Commercial	255	15,010,650
Residential	1,591	9,707,359
Total Real Value	1,849	24,718,285
Homestead	467	486,799
Veteran	12	192,010
Other	0	0
Total Exempt	507	678,809



0 % Real Ag
50 % Real Comm
32 % Real Res
0 % Mobile Home
12 % PP Comm
0 % PP-Ag
6 % Public-Service

TIF Increment Value

Net Assessed 24,039,476

Net Assessed Under Protest

Senior Freeze	49	136,338
Capped Parcels	1,038	3,957,010

Personal	Count	Value
Agricultural	18	60,753
Commercial	166	3,449,377
Mobile Home	20	27,810
Total Personal	204	3,537,940
Total Exempt	0	0

TIF Increment Value

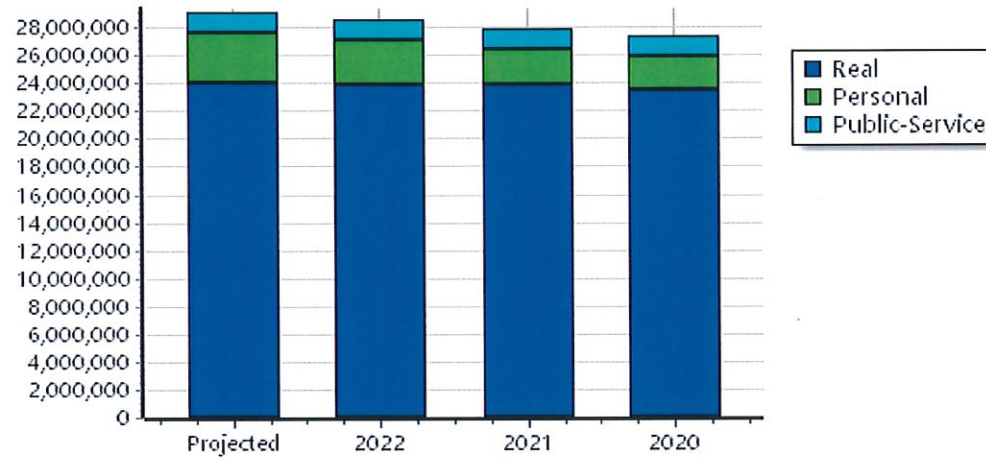
Net Assessed 3,537,940

Net Assessed Under Protest

Public Service	Count	Value
Total PS Value	13	1,513,965

TIF Increment Value

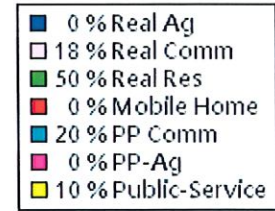
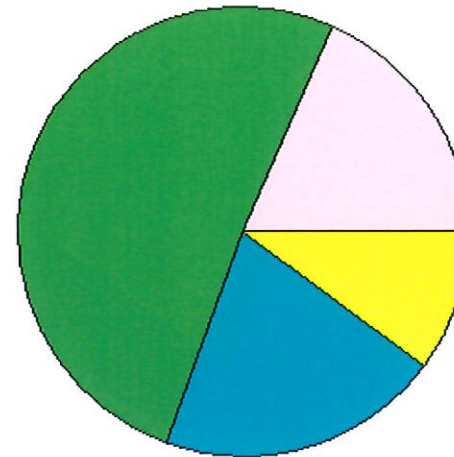
Net Assessed 1,513,965



District Totals	
Total Gross Value	29,770,190
Homestead Loss	486,799
Other Exemption Loss	192,010
TIF Increment Value	
Retained TIF Value	
Net Assessed Value	29,091,381
Net Assessed Under Protest	

* Public Service Protests Values are not included on this report.

Real	Count	Value
Agricultural	0	0
Commercial	97	842,798
Residential	669	2,379,134
Total Real Value	766	3,221,932
Homestead	168	172,080
Veteran	7	29,559
Other	0	0
Total Exempt	181	201,639



TIF Increment Value

Net Assessed 3,020,293

Net Assessed Under Protest

Senior Freeze	8	20,656
Capped Parcels	471	1,210,754

Personal	Count	Value
Agricultural	6	11,381
Commercial	51	923,038
Mobile Home	6	5,988
Total Personal	63	940,407
Total Exempt	0	0

TIF Increment Value

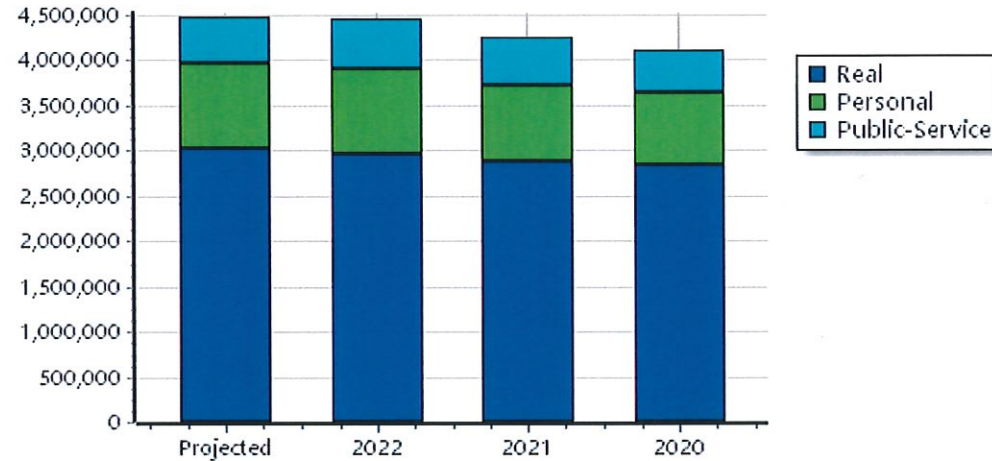
Net Assessed 940,407

Net Assessed Under Protest

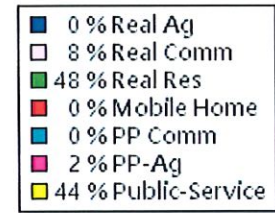
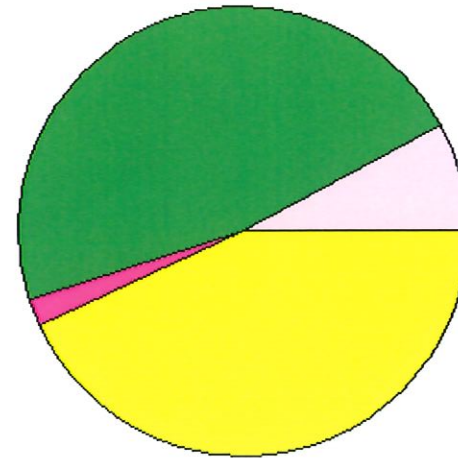
Public Service	Count	Value
Total PS Value	11	514,158
TIF Increment Value		
Net Assessed		514,158

District Totals	
Total Gross Value	4,676,497
Homestead Loss	172,080
Other Exemption Loss	29,559
TIF Increment Value	
Retained TIF Value	
Net Assessed Value	4,474,858
Net Assessed Under Protest	

* Public Service Protests Values are not included on this report.



Real	Count	Value
Agricultural	0	0
Commercial	11	12,324
Residential	181	77,477
Total Real Value	192	89,801
Homestead	12	11,557
Veteran	0	0
Other	0	0
Total Exempt	12	11,557



TIF Increment Value

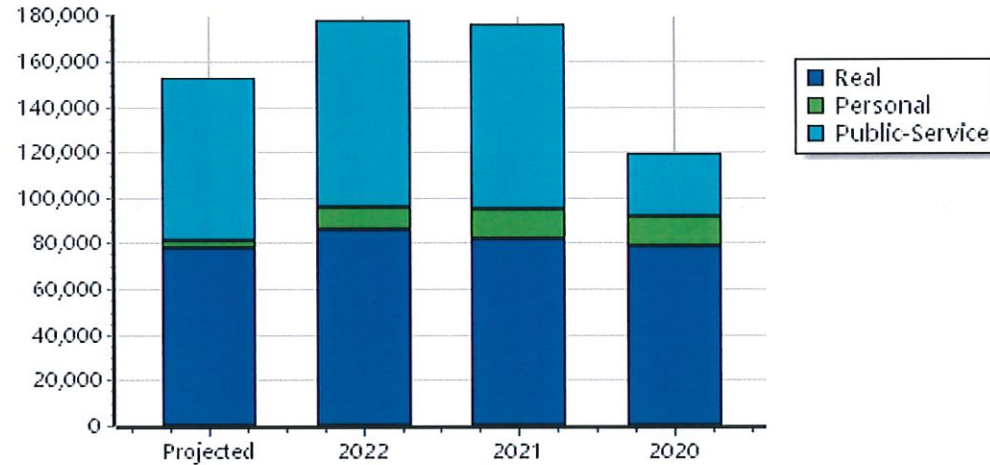
Net Assessed	78,244
Net Assessed Under Protest	
Senior Freeze	0
Capped Parcels	70
	84,432

Personal	Count	Value
Agricultural	3	2,069
Commercial	4	186
Mobile Home	2	540
Total Personal	9	2,795
Total Exempt	0	0

TIF Increment Value

Net Assessed	2,795
Net Assessed Under Protest	


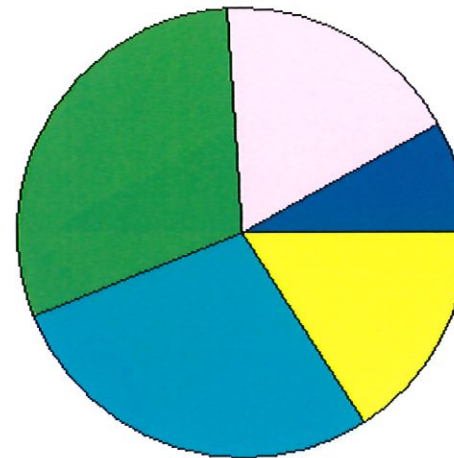
Public Service	Count	Value
Total PS Value	3	71,747
TIF Increment Value		
Net Assessed		71,747



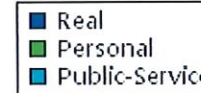
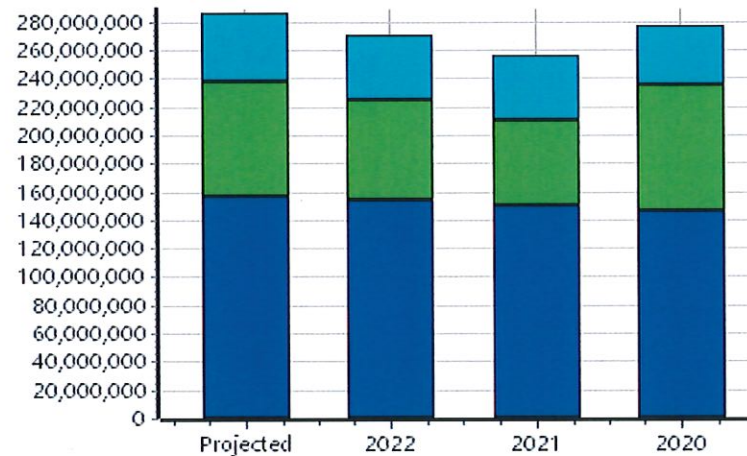
District Totals	
Total Gross Value	164,343
Homestead Loss	11,557
Other Exemption Loss	0
TIF Increment Value	
Retained TIF Value	
Net Assessed Value	152,786
Net Assessed Under Protest	

* Public Service Protests Values are not included on this report.

Real	Count	Value
Agricultural	4,459	21,591,578
Commercial	1,577	52,091,790
Residential	9,292	87,917,047
Total Real Value	15,328	161,600,415
Homestead	3,371	3,485,950
Veteran	96	1,588,992
Other	0	0
Total Exempt	3,601	5,074,942
TIF Increment Value		4,061,455
Net Assessed		152,464,018
Net Assessed Under Protest		
Senior Freeze	309	1,632,509
Capped Parcels	8,002	32,828,625



Personal	Count	Value
Agricultural	674	2,959,819
Commercial	1,306	82,073,879
Mobile Home	616	1,260,283
Total Personal	2,596	86,293,981
Total Exempt	30	4,777,204
TIF Increment Value		797,624
Net Assessed		80,719,153
Net Assessed Under Protest		
Public Service	Count	Value
Total PS Value	181	48,174,460
TIF Increment Value		0
Net Assessed		48,174,460

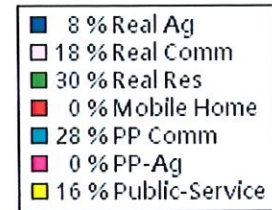
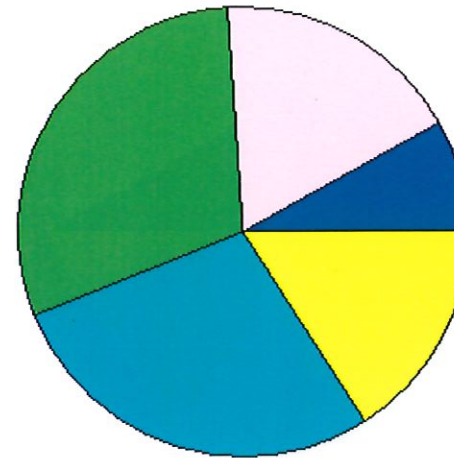


District Totals	
Total Gross Value	296,068,856
Homestead Loss	3,485,950
Other Exemption Loss	6,366,196
TIF Increment Value	4,859,079
Retained TIF Value	
Net Assessed Value	281,357,631
Net Assessed Under Protest	

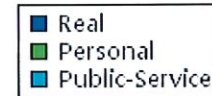
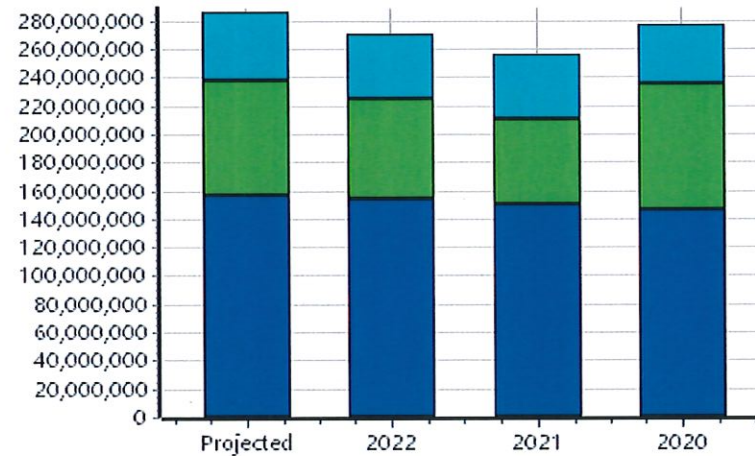
* Public Service Protests Values are not included on this report.

TIF Project Summary						
Code	Description	Expires	Base Value	Increment Value	Retained Inc	Total Value
1	TIF DISTRICT NUMBER 1	2026	4,510,031	4,859,079		9,369,110
Total TIF Valuation :			4,510,031	4,859,079	0	9,369,110

Real	Count	Value
Agricultural	4,459	21,591,578
Commercial	1,577	52,091,790
Residential	9,292	87,917,047
Total Real Value	15,328	161,600,415
Homestead	3,371	3,485,950
Veteran	96	1,588,992
Other	0	0
Total Exempt	3,601	5,074,942
TIF Increment Value		4,061,455
Net Assessed		152,464,018
Net Assessed Under Protest		
Senior Freeze	309	1,632,509
Capped Parcels	8,002	32,828,625



Personal	Count	Value
Agricultural	674	2,959,819
Commercial	1,306	82,073,879
Mobile Home	616	1,260,283
Total Personal	2,596	86,293,981
Total Exempt	30	4,777,204
TIF Increment Value		797,624
Net Assessed		80,719,153
Net Assessed Under Protest		
Public Service	Count	Value
Total PS Value	181	48,174,460
TIF Increment Value		0
Net Assessed		48,174,460

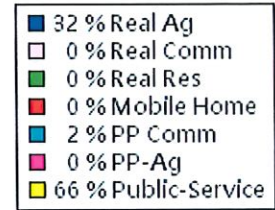
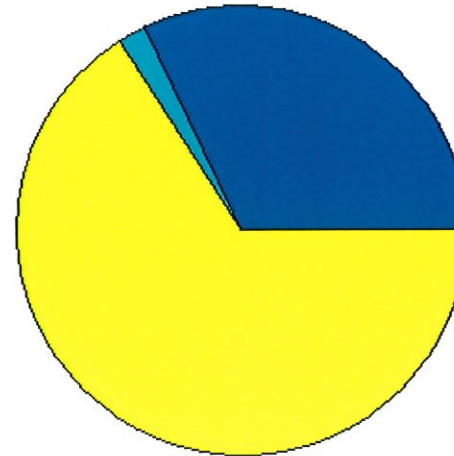


District Totals	
Total Gross Value	296,068,856
Homestead Loss	3,485,950
Other Exemption Loss	6,366,196
TIF Increment Value	4,859,079
Retained TIF Value	
Net Assessed Value	281,357,631
Net Assessed Under Protest	

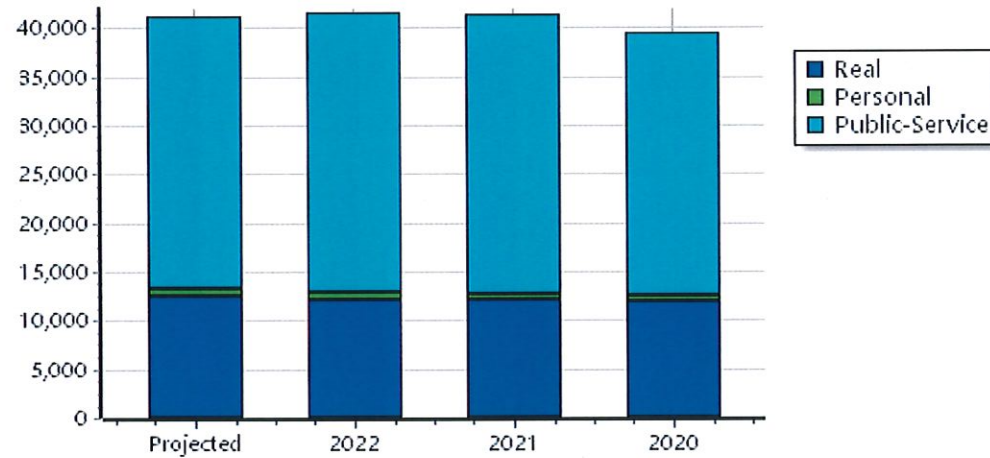
* Public Service Protests Values are not included on this report.

TIF Project Summary						
Code	Description	Expires	Base Value	Increment Value	Retained Inc	Total Value
1	TIF DISTRICT NUMBER 1	2026	4,510,031	4,859,079		9,369,110
Total TIF Valuation :			4,510,031	4,859,079	0	9,369,110

Real	Count	Value
Agricultural	3	13,558
Commercial	0	0
Residential	0	0
Total Real Value	3	13,558
Homestead	1	1,000
Veteran	0	0
Other	0	0
Total Exempt	1	1,000
TIF Increment Value		
Net Assessed		12,558
Net Assessed Under Protest		
Senior Freeze	0	0
Capped Parcels	2	2,708



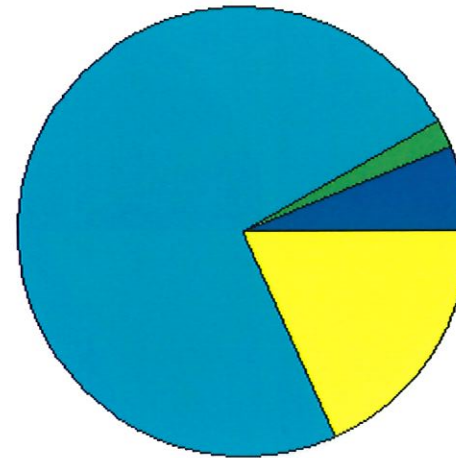
Personal	Count	Value
Agricultural	0	0
Commercial	1	753
Mobile Home	0	0
Total Personal	1	753
Total Exempt	0	0
TIF Increment Value		
Net Assessed		753
Net Assessed Under Protest		
Public Service		
Total PS Value	4	27,870
TIF Increment Value		
Net Assessed		27,870



District Totals	
Total Gross Value	42,181
Homestead Loss	1,000
Other Exemption Loss	0
TIF Increment Value	
Retained TIF Value	
Net Assessed Value	41,181
Net Assessed Under Protest	

* Public Service Protests Values are not included on this report.

Real	Count	Value
Agricultural	570	1,925,675
Commercial	23	175,869
Residential	60	321,316
Total Real Value	653	2,422,860
Homestead	61	64,000
Veteran	3	32,411
Other	0	0
Total Exempt	67	96,411



6 % Real Ag
0 % Real Comm
2 % Real Res
0 % Mobile Home
72 % PP-Comm
0 % PP-Ag
18 % Public-Service

TIF Increment Value

Net Assessed 2,326,449

Net Assessed Under Protest

Senior Freeze	5	30,893
Capped Parcels	314	935,088

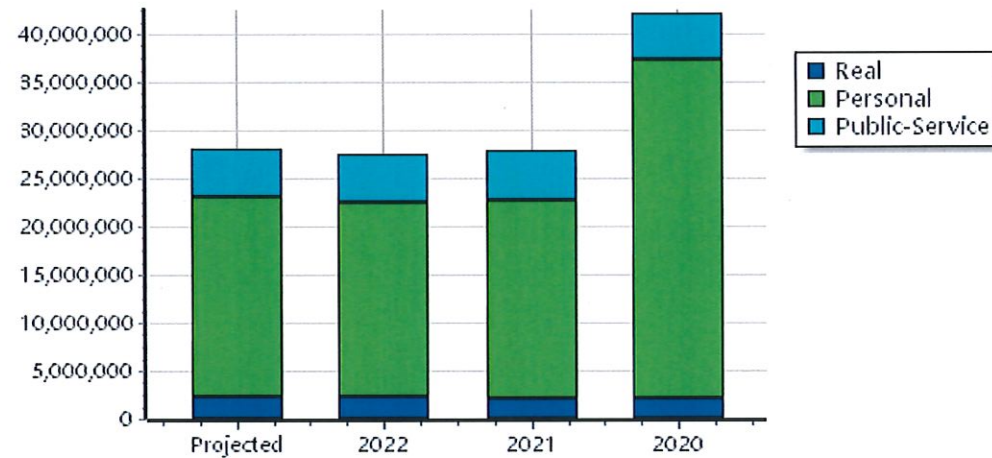
Personal	Count	Value
Agricultural	56	263,562
Commercial	37	20,364,683
Mobile Home	6	17,181
Total Personal	99	20,645,426
Total Exempt	3	600

TIF Increment Value

Net Assessed 20,644,826

Net Assessed Under Protest

Public Service	Count	Value
Total PS Value	15	4,958,334
TIF Increment Value		
Net Assessed		4,958,334



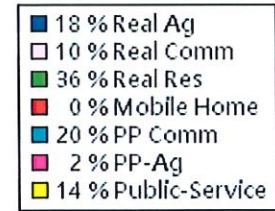
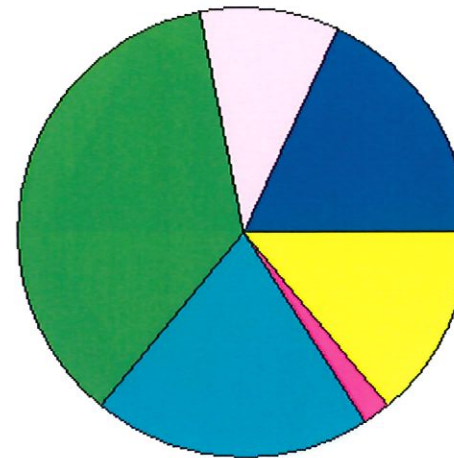
District Totals

Total Gross Value	28,026,620
Homestead Loss	64,000
Other Exemption Loss	33,011
TIF Increment Value	
Retained TIF Value	
Net Assessed Value	27,929,609

Net Assessed Under Protest

* Public Service Protests Values are not included on this report.

Real	Count	Value
Agricultural	1,378	8,942,606
Commercial	268	5,391,526
Residential	1,208	18,147,043
Total Real Value	2,854	32,481,175
Homestead	677	693,302
Veteran	11	231,413
Other	0	0
Total Exempt	707	924,715



TIF Increment Value

Net Assessed 31,556,460

Net Assessed Under Protest

Senior Freeze	42	204,720
Capped Parcels	1,515	7,332,604

Personal	Count	Value
Agricultural	222	769,013
Commercial	222	9,544,258
Mobile Home	193	455,496
Total Personal	637	10,768,767
Total Exempt	9	1,511

TIF Increment Value

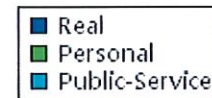
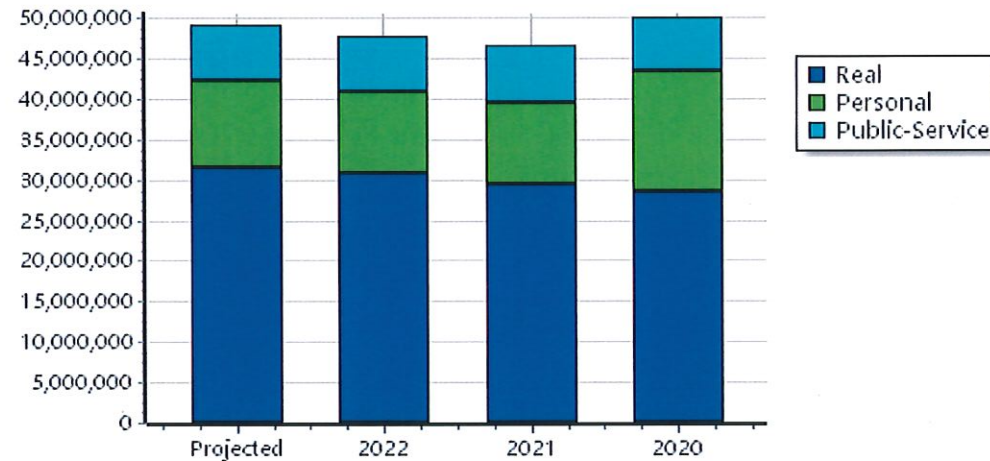
Net Assessed 10,767,256

Net Assessed Under Protest

Public Service	Count	Value
Total PS Value	39	6,753,051

TIF Increment Value

Net Assessed 6,753,051



District Totals

Total Gross Value	50,002,993
Homestead Loss	693,302
Other Exemption Loss	232,924

TIF Increment Value

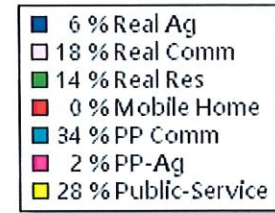
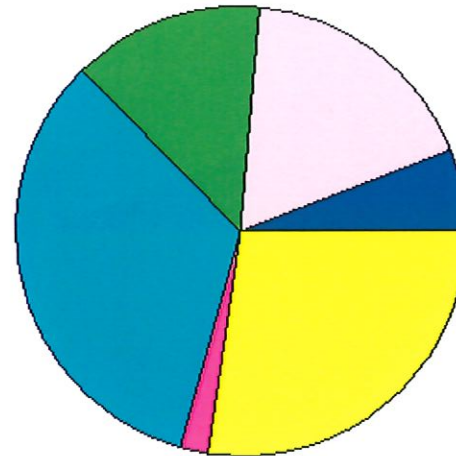
Retained TIF Value

Net Assessed Value 49,076,767

Net Assessed Under Protest

* Public Service Protests Values are not included on this report.

Real	Count	Value
Agricultural	1,069	4,550,473
Commercial	304	15,762,426
Residential	1,985	12,421,316
Total Real Value	3,358	32,734,215
Homestead	712	735,799
Veteran	18	252,837
Other	0	0
Total Exempt	762	988,636



TIF Increment Value

Net Assessed 31,745,579

Net Assessed Under Protest

Senior Freeze	60	181,983
Capped Parcels	1,870	6,679,000

Personal	Count	Value
Agricultural	207	1,068,497
Commercial	282	29,268,171
Mobile Home	76	190,645
Total Personal	565	30,527,313
Total Exempt	11	2,200

TIF Increment Value

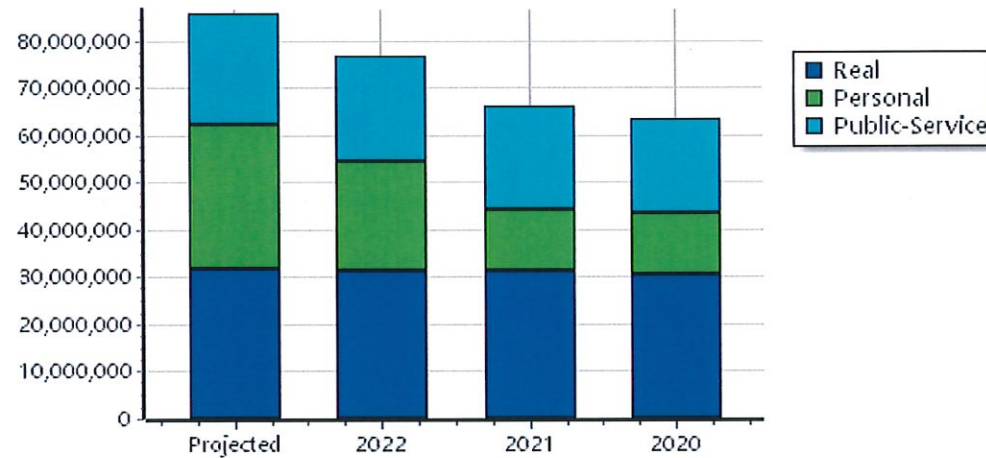
Net Assessed 30,525,113

Net Assessed Under Protest

Public Service	Count	Value
Total PS Value	36	23,492,452

TIF Increment Value

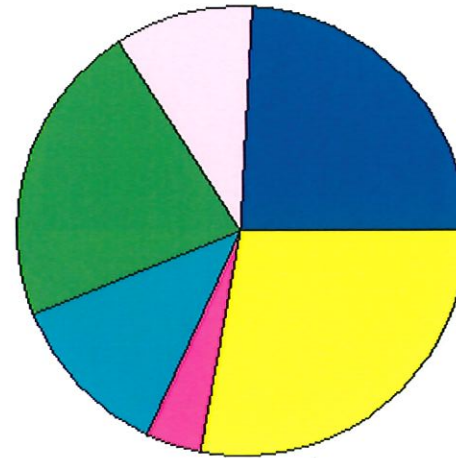
Net Assessed 23,492,452



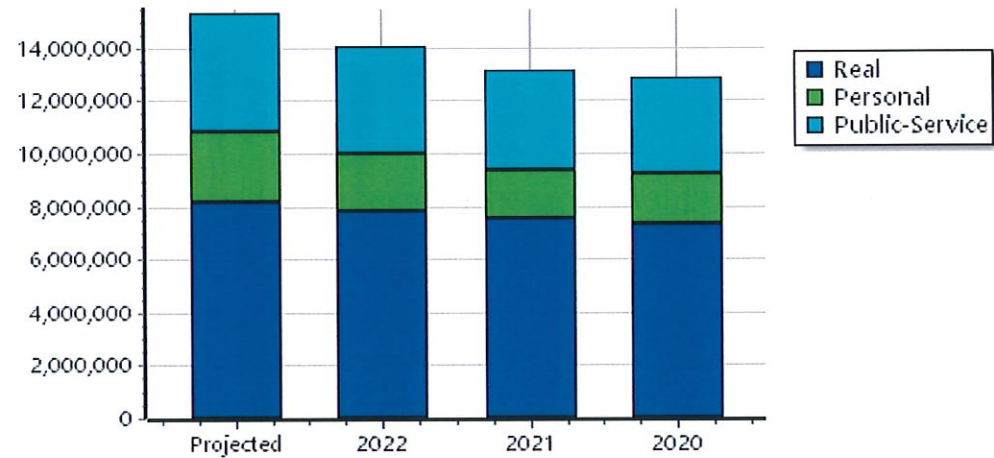
District Totals	
Total Gross Value	86,753,980
Homestead Loss	735,799
Other Exemption Loss	255,037
TIF Increment Value	
Retained TIF Value	
Net Assessed Value	85,763,144
Net Assessed Under Protest	

* Public Service Protests Values are not included on this report.

Real	Count	Value
Agricultural	1,053	3,664,872
Commercial	140	1,454,471
Residential	995	3,392,899
Total Real Value	2,188	8,512,242
Homestead	274	279,066
Veteran	9	48,945
Other	0	0
Total Exempt	291	328,011
TIF Increment Value		
Net Assessed		8,184,231
Net Assessed Under Protest		
Senior Freeze	15	88,751
Capped Parcels	1,046	2,868,497



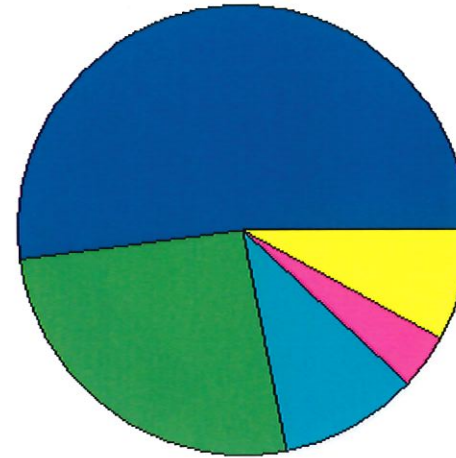
Personal	Count	Value
Agricultural	100	609,493
Commercial	89	1,990,337
Mobile Home	24	69,823
Total Personal	213	2,669,653
Total Exempt	0	0
TIF Increment Value		
Net Assessed		2,669,653
Net Assessed Under Protest		
Public Service	Count	Value
Total PS Value	30	4,458,626
TIF Increment Value		
Net Assessed		4,458,626



District Totals	
Total Gross Value	15,640,521
Homestead Loss	279,066
Other Exemption Loss	48,945
TIF Increment Value	
Retained TIF Value	
Net Assessed Value	15,312,510
Net Assessed Under Protest	

* Public Service Protests Values are not included on this report.

Real	Count	Value
Agricultural	12	145,179
Commercial	0	0
Residential	5	72,149
Total Real Value	17	217,328
Homestead	5	5,000
Veteran	0	0
Other	0	0
Total Exempt	5	5,000



TIF Increment Value

Net Assessed 212,328

Net Assessed Under Protest

Senior Freeze	0	0
Capped Parcels	12	56,160

Personal	Count	Value
Agricultural	3	13,663
Commercial	4	26,256
Mobile Home	1	600
Total Personal	8	40,519
Total Exempt	0	0

TIF Increment Value

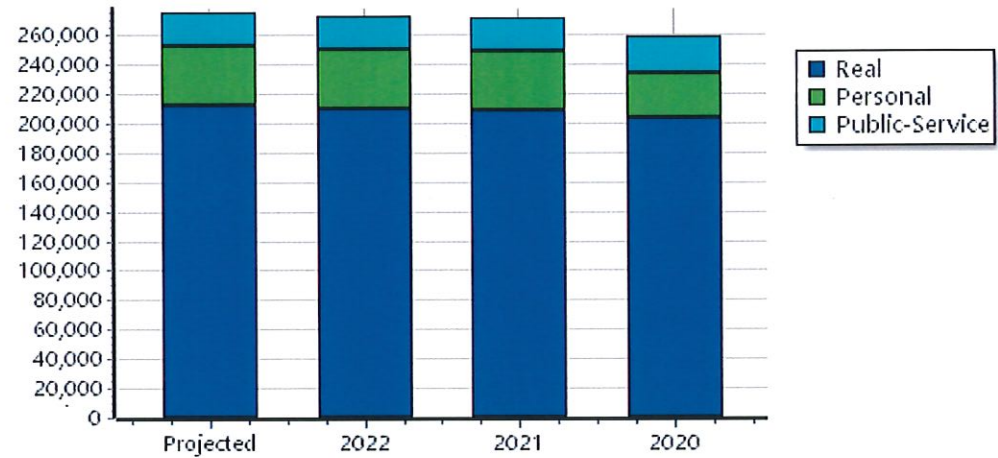
Net Assessed 40,519

Net Assessed Under Protest

Public Service	Count	Value
Total PS Value	6	22,593

TIF Increment Value


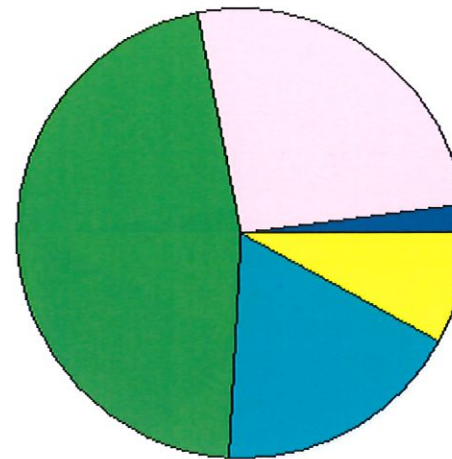
Net Assessed 22,593



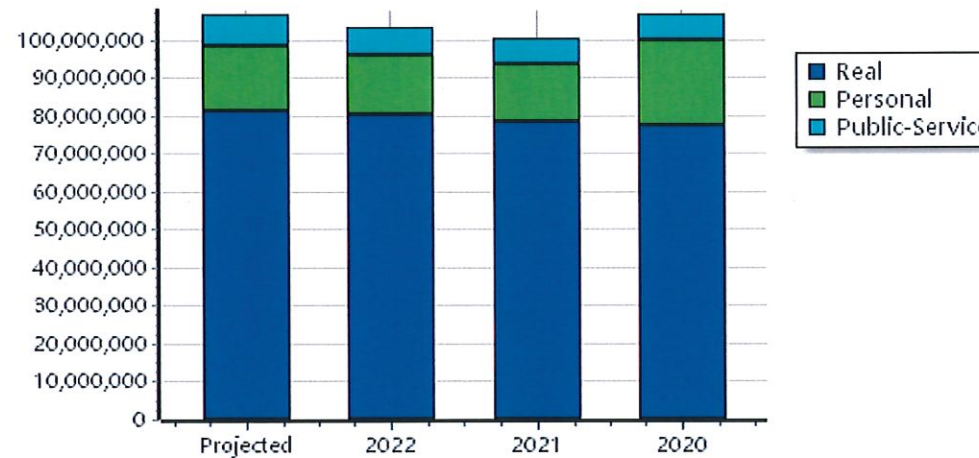
District Totals	
Total Gross Value	280,440
Homestead Loss	5,000
Other Exemption Loss	0
TIF Increment Value	
Retained TIF Value	
Net Assessed Value	275,440
Net Assessed Under Protest	

* Public Service Protests Values are not included on this report.

Real	Count	Value
Agricultural	223	1,800,389
Commercial	839	29,235,617
Residential	4,925	53,123,339
Total Real Value	5,987	84,159,345
Homestead	1,605	1,669,783
Veteran	54	949,855
Other	0	0
Total Exempt	1,729	2,619,638
TIF Increment Value		4,061,455
Net Assessed		77,478,252
Net Assessed Under Protest		
Senior Freeze	185	1,112,316
Capped Parcels	3,094	14,613,807



Personal	Count	Value
Agricultural	68	210,317
Commercial	662	20,861,261
Mobile Home	313	524,666
Total Personal	1,043	21,596,244
Total Exempt	6	4,772,693
TIF Increment Value		797,624
Net Assessed		16,025,927
Net Assessed Under Protest		
Public Service	Count	Value
Total PS Value	41	8,320,805
TIF Increment Value		0
Net Assessed		8,320,805




District Totals	
Total Gross Value	114,076,394
Homestead Loss	1,669,783
Other Exemption Loss	5,722,548
TIF Increment Value	4,859,079
Retained TIF Value	
Net Assessed Value	101,824,984
Net Assessed Under Protest	

* Public Service Protests Values are not included on this report.

TIF Project Summary						
Code	Description	Expires	Base Value	Increment Value	Retained Inc	Total Value
1	TIF DISTRICT NUMBER 1	2026	4,510,031	4,859,079		9,369,110
Total TIF Valuation :			4,510,031	4,859,079	0	9,369,110

Real	Count	Value
Agricultural	25	43,943
Commercial	0	0
Residential	0	0
Total Real Value	25	43,943
Homestead	0	0
Veteran	0	0
Other	0	0
Total Exempt	0	0



92 % Real Ag
0 % Real Comm
0 % Real Res
0 % Mobile Home
0 % PP Comm
0 % PP-Ag
8 % Public-Service

TIF Increment Value

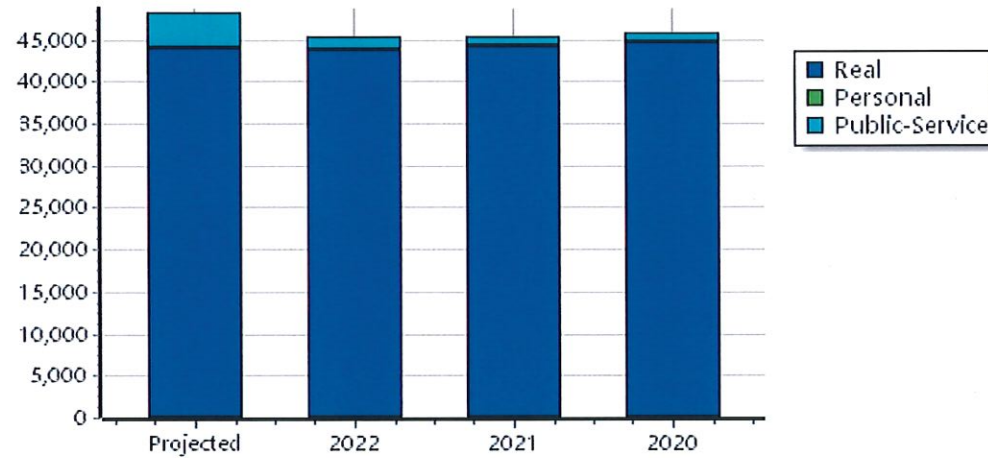
Net Assessed	43,943
Net Assessed Under Protest	
Senior Freeze	0
Capped Parcels	6
	1,921

Personal	Count	Value
Agricultural	0	0
Commercial	0	0
Mobile Home	0	0
Total Personal	0	0
Total Exempt	0	0

TIF Increment Value

Net Assessed	0
Net Assessed Under Protest	


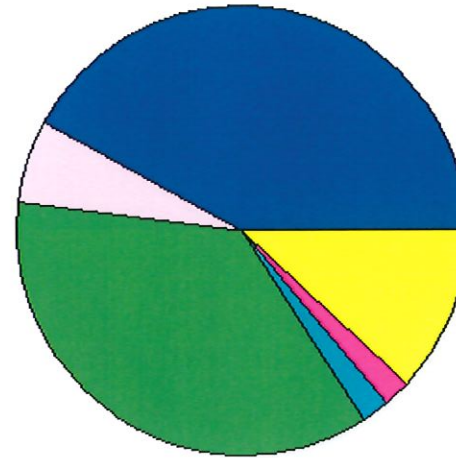
Public Service	Count	Value
Total PS Value	1	4,252
TIF Increment Value		
Net Assessed		4,252



District Totals	
Total Gross Value	48,195
Homestead Loss	0
Other Exemption Loss	0
TIF Increment Value	
Retained TIF Value	
Net Assessed Value	48,195
Net Assessed Under Protest	

* Public Service Protests Values are not included on this report.

Real	Count	Value
Agricultural	126	504,883
Commercial	3	71,881
Residential	114	438,985
Total Real Value	243	1,015,749
Homestead	36	38,000
Veteran	1	73,531
Other	0	0
Total Exempt	39	111,531



TIF Increment Value

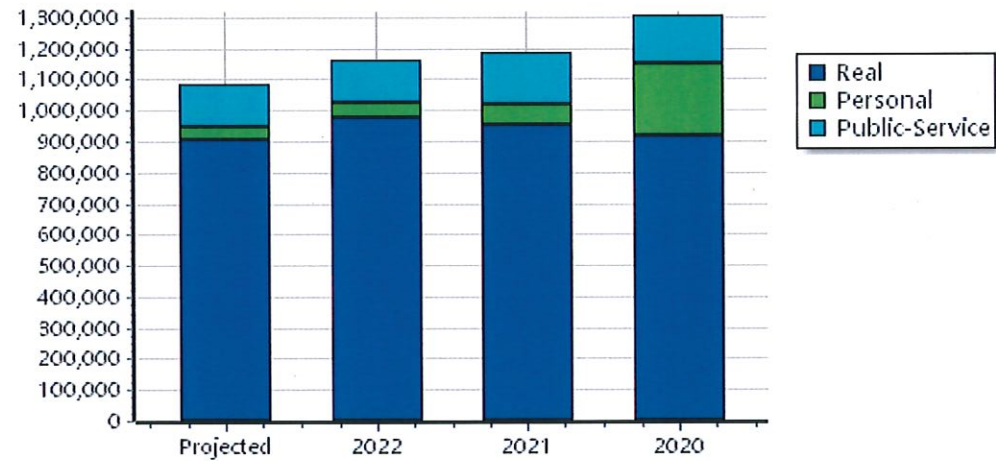
Net Assessed	904,218
Net Assessed Under Protest	
Senior Freeze	2 13,846
Capped Parcels	143 338,840

Personal	Count	Value
Agricultural	18	25,274
Commercial	9	18,160
Mobile Home	3	1,872
Total Personal	30	45,306
Total Exempt	1	200

TIF Increment Value

Net Assessed	45,106
Net Assessed Under Protest	



Public Service	Count	Value
Total PS Value	9	136,477
TIF Increment Value		
Net Assessed		136,477



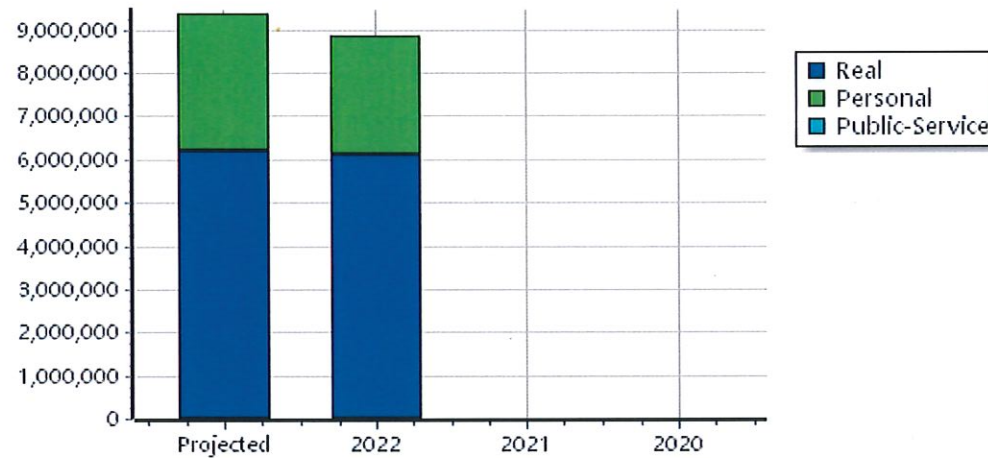
District Totals	
Total Gross Value	1,197,532
Homestead Loss	38,000
Other Exemption Loss	73,731
TIF Increment Value	
Retained TIF Value	
Net Assessed Value	1,085,801
Net Assessed Under Protest	

* Public Service Protests Values are not included on this report.

Real	Count	Value
Agricultural	1	2,405
Commercial	53	6,185,747
Residential	1	254
Total Real Value	55	6,188,406
Homestead	0	0
Veteran	0	0
Other	0	0
Total Exempt	0	0
TIF Base/Retained Value		2,126,951
Net Assessed		4,061,455
Net Assessed Under Protest		
Senior Freeze	8	468,130
Capped Parcels	25	795,912



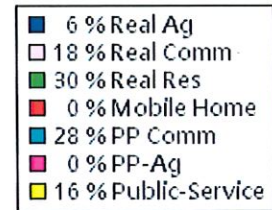
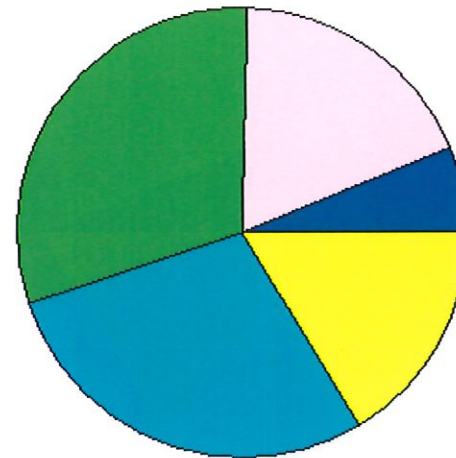
Personal	Count	Value
Agricultural	0	0
Commercial	27	7,952,626
Mobile Home	0	0
Total Personal	27	7,952,626
Total Exempt	1	4,771,922
TIF Base/Retained Value		2,383,080
Net Assessed		797,624
Net Assessed Under Protest		
Public Service	Count	Value
Total PS Value	0	0
TIF Base/Retained Value		
Net Assessed		0



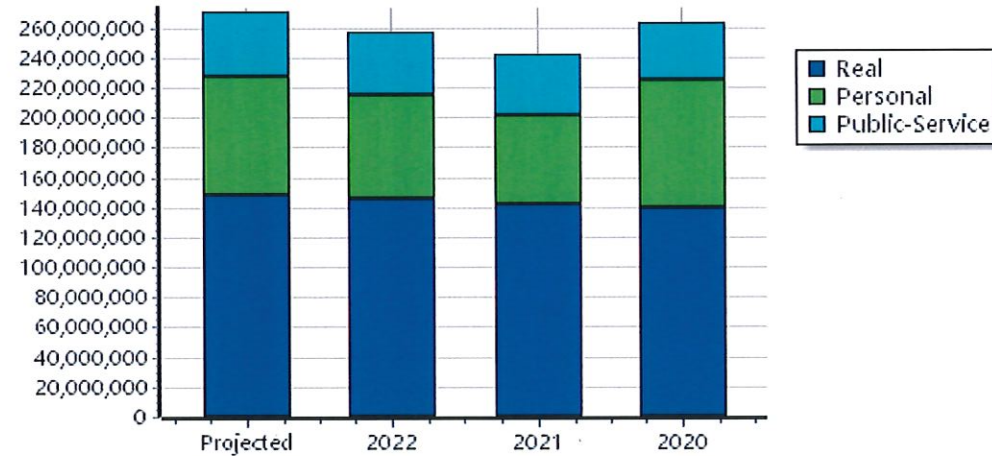
District Totals	
Total Gross Value	14,141,032
Homestead Loss	0
Other Exemption Loss	4,771,922
TIF Base Value	4,510,031
Base Retained Value	
Net Assessed Value	4,859,079
Net Assessed Under Protest	
* Public Service Protests Values are not included on this report.	

TIF Project Summary						
Code	Description	Expires	Base Value	Increment Value	Retained Inc	Total Value
1	TIF DISTRICT NUMBER 1	2026	4,510,031	4,859,079		9,369,110
Total TIF Valuation :			4,510,031	4,859,079	0	9,369,110

Real	Count	Value
Agricultural	3,381	17,882,763
Commercial	1,437	50,637,319
Residential	8,297	84,524,148
Total Real Value	13,115	153,044,230
Homestead	3,097	3,206,884
Veteran	87	1,540,047
Other	0	0
Total Exempt	3,310	4,746,931
TIF Increment Value		4,061,455
Net Assessed		144,235,844
Net Assessed Under Protest		
Senior Freeze	294	1,543,758
Capped Parcels	6,950	29,958,207



Personal	Count	Value
Agricultural	574	2,350,326
Commercial	1,217	80,083,542
Mobile Home	592	1,190,460
Total Personal	2,383	83,624,328
Total Exempt	30	4,777,204
TIF Increment Value		797,624
Net Assessed		78,049,500
Net Assessed Under Protest		
Public Service	Count	Value
Total PS Value	150	43,711,582
TIF Increment Value		0
Net Assessed		43,711,582





District Totals	
Total Gross Value	280,380,140
Homestead Loss	3,206,884
Other Exemption Loss	6,317,251
TIF Increment Value	4,859,079
Retained TIF Value	
Net Assessed Value	265,996,926
Net Assessed Under Protest	

* Public Service Protests Values are not included on this report.

TIF Project Summary						
Code	Description	Expires	Base Value	Increment Value	Retained Inc	Total Value
1	TIF DISTRICT NUMBER 1	2026	4,510,031	4,859,079		9,369,110
Total TIF Valuation :			4,510,031	4,859,079	0	9,369,110

Real	Count	Value
Agricultural	25	43,943
Commercial	0	0
Residential	0	0
Total Real Value	25	43,943
Homestead	0	0
Veteran	0	0
Other	0	0
Total Exempt	0	0



TIF Increment Value

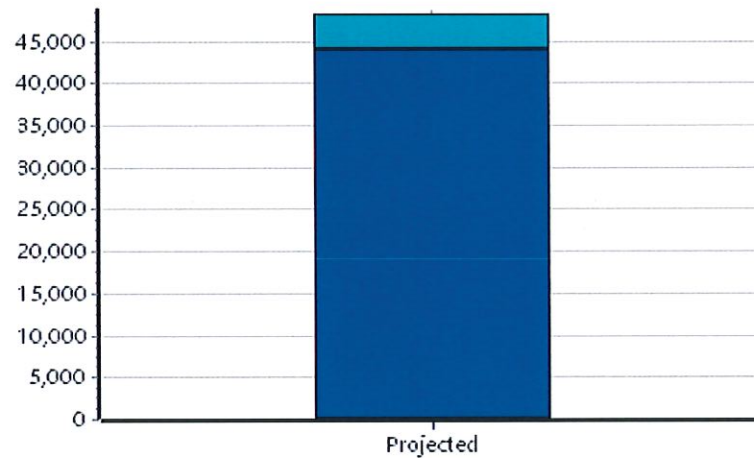
Net Assessed	43,943
Net Assessed Under Protest	
Senior Freeze	0
Capped Parcels	6

Personal	Count	Value
Agricultural	0	0
Commercial	0	0
Mobile Home	0	0
Total Personal	0	0
Total Exempt	0	0

TIF Increment Value

Net Assessed	0
Net Assessed Under Protest	

Public Service	Count	Value
Total PS Value	1	4,252
TIF Increment Value		
Net Assessed		4,252



District Totals	
Total Gross Value	48,195
Homestead Loss	0
Other Exemption Loss	0
TIF Increment Value	
Retained TIF Value	
Net Assessed Value	48,195
Net Assessed Under Protest	

* Public Service Protests Values are not included on this report.